

2021

# How to Prepare for U.S. Border Patrol Entrance Exam

A Free Guide by Sgt. George Godoy



***"Believe you can  
and you're  
halfway there."***

—Theodore Roosevelt

*My Name is Sgt. George Godoy. Since retiring from the Denver Police Department in 2007, I have been providing high quality, on-line training courses for various law enforcement careers including Police, Sherriff, Highway Patrol, Border Patrol and Customs Officers. I've poured 22 years of police experience into educating thousands of great people who aspire to making a career in law enforcement. This free book describes what to expect and how to get prepared.*

# Contents

## CBP Officer or Board Patrol Agent?



Congratulations on choosing to pursue a career in law enforcement. The U.S. Border Patrol has been aggressively expanding and represents a great career opportunity. It is important to know what to expect when you take the Border Patrol written exam. This document provides answers to the most frequently asked questions that I receive and introduces you to some great resources.

Here is what you will learn in this guide:

- 1. How the Customs and Border Protection Agency is Organized**
- 2. The Difference Between Border Patrol Agents and CBP Officers**
- 3. How to Apply to the Border Patrol**
- 4. Overview of the Written Exam**
- 5. What Happens on Exam Day?**
- 6. Success Tips for Taking the Exam**
- 7. What is the Logical Reasoning Portion of the Exam?**
- 8. What is the Best Prep Course Available?**
- 9. What Happens After the Written Exam?**

**Disclaimer:** The author, Sgt. George Godoy, is an independent law enforcement tutor and coach, and is not affiliated with the Customs and Border Protection Agency in any way.

# The Right Job?

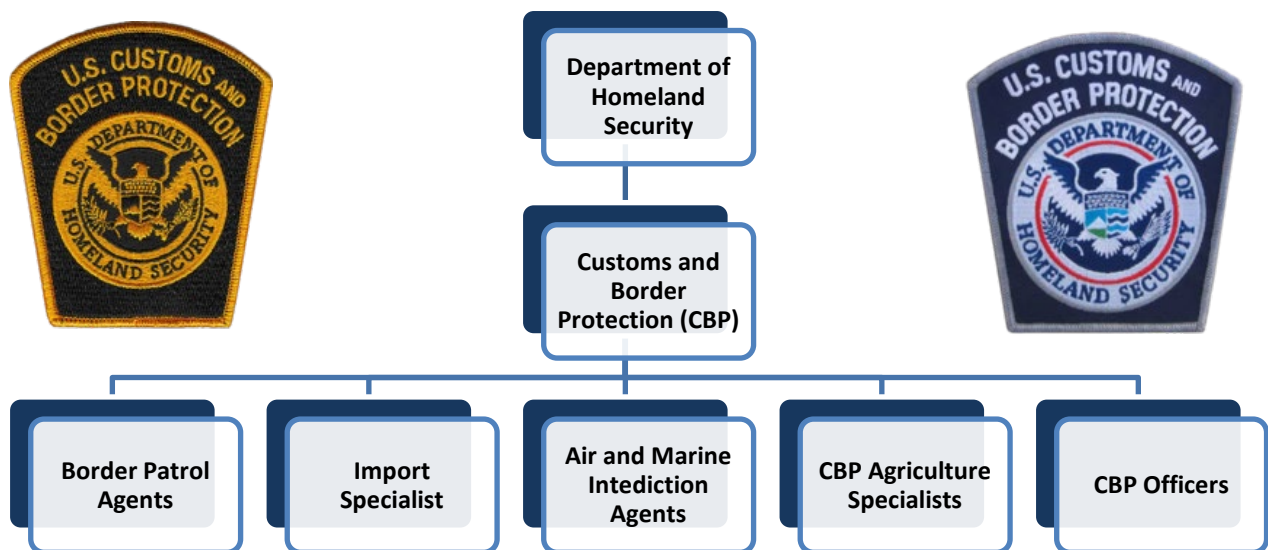
Customs Officer is not the same as Border Patrol Agent.

*Understand the Organization*



In 2017, the U.S. Department of Homeland Security upgraded its website with much improved material for all agencies. In this document, I will link to the official site as needed to avoid duplicating information unnecessarily.

Many applicants have been surprised to learn that there are several types of positions in the **Customs and Border Protection agency**, of which **Border Patrol Agents (BPA)** is just one. The confusion arises due to the abbreviation "BP." You think it means Border Patrol, but in "**CBP**," it means "**Border Protection**." A diagram will aid in understanding the official web site.



These differences are critical, because the entrance exams are different.

- ◆ **Border Patrol Agents are tested on Logical Reasoning, but not Math or Writing skills.**
- ◆ **The CBP Officer exam includes Logical Reasoning , Math, and Writing ability.**

Notice above, that there are two distinct patches for these agencies.



# Customs Officer?

Want to be a Customs Officer?

*Read this page*



**Customs and Border Protection Officers (CBPO)**, commonly referred to as **Customs Officers** protect our Nation's borders from terrorism, human and drug smuggling, illegal migration, and agricultural pests while simultaneously facilitating the flow of legitimate travel and trade. Typical assignments include:

- Enforcing customs, immigration, and agriculture law and regulations;
- Facilitating the flow of legitimate trade and travel;
- Conducting inspections of individuals and conveyances; and
- Preventing the illegal entry of individuals and prohibited goods and the smuggling of illegal drugs and other contraband.

**Border Patrol Agents (BPA)** work hand in hand with CBP Officers. The duties of a **Border Patrol Agent** are field oriented and include:

- Detecting, preventing, and apprehending undocumented aliens and smugglers of aliens at or near the land borders by maintaining surveillance from covert positions
- Responding to electronic sensor alarms
- Using infrared scopes during night operations
- Interpreting and following tracks, marks and other physical evidence
- Responding to aircraft sights and other anti-smuggling activities
- Performing farm and ranch checks, traffic checks, city patrols, and transportation checks



This guide is for people interested in becoming a **Border Patrol Agent**. You can skip the next paragraph and continue reading.

## APPLYING FOR CBPO?

For men and women interested in applying for **CBP Officer**, prepare to pass the entrance exams with the best online prep course on the market : [CBPO Exam Prep Course](#)

# Border Patrol

## Start with the Official Border Patrol Web Site



I provide coaching on how to get accepted into the Border Patrol, but I am completely independent of the Department of Homeland Security. Therefore, it is critical that you study every bit of information presented on their official web site.

You will want to start on the page called “[Frontline Careers](#)”.

Official website of the Department of Homeland Security

Get Email Updates | Contact Us | Comunicarse con Nosotros

U.S. Customs and Border Protection

Search

About CBP | Newsroom | Travel | Trade | Border Security | Careers

HOME >> CAREERS

**Careers**  
Apply Now!

- > Frontline Careers
- > Professional Staff
- Veterans
- > Current Applicant Resources
- Hiring Persons With Disabilities
- CBP Explorer Program
- Students and Recent Grads

### Careers

Who are we: CBP is a premier law enforcement agency that safeguards America's borders. Every day, CBP protects the public from dangerous people and materials attempting to cross the border, while enhancing the Nation's global economic competitiveness by enabling legitimate trade and travel at ports of entry. On a typical day, CBP makes 900+ apprehensions and seizes 9,000+ pounds of illegal drugs.

**Introduction to positions at CBP:**

Uniformed Positions at CBP, by Operational Component

**U.S. Border Patrol**  
*Prevent terrorists and terrorists weapons from entering the United States by securing our land borders and coastal waters between ports of entry.*

Learn more about being a:  
[Border Patrol Agent >>](#)

**Office of Field Operations**  
*Responsible for border security, including anti-terrorism, immigration, anti-smuggling, trade compliance, and agriculture protection at U.S. ports of entry.*

Learn more about being a:  
[CBP Officer >>](#)  
[Agricultural Specialist >>](#)

**Apply Now! >**

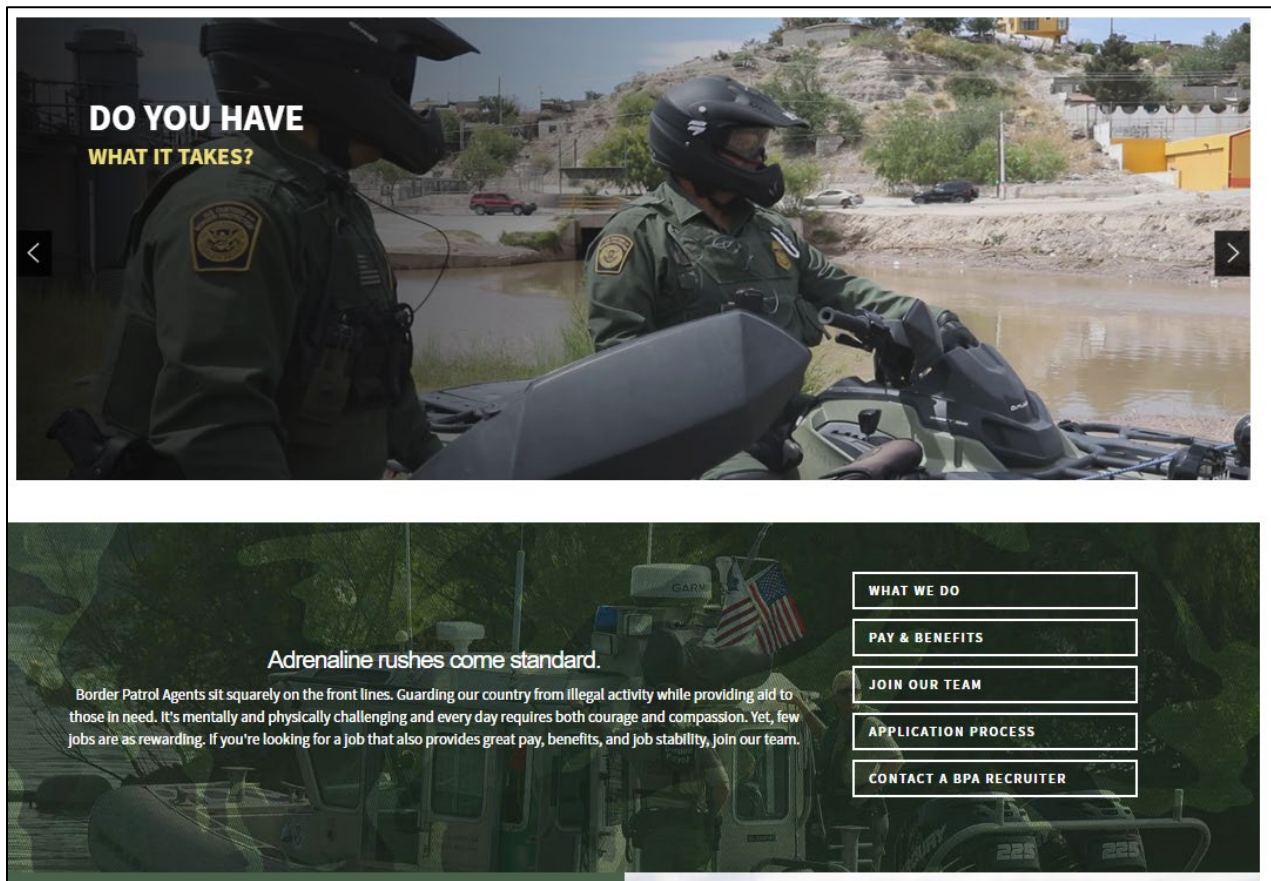
Events

Download the new CBP Jobs App!

Download on the App Store

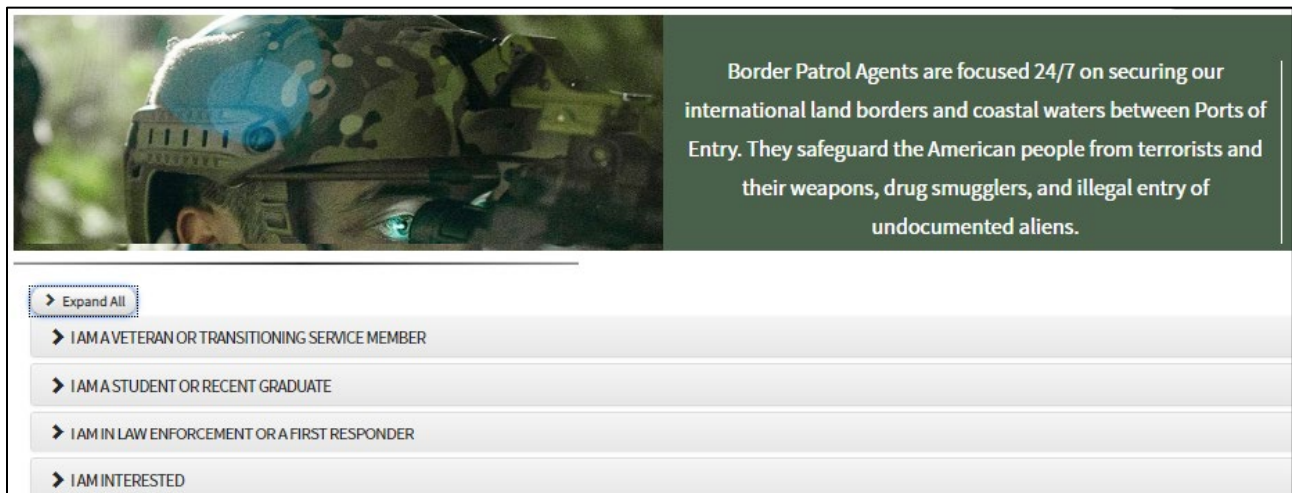
GET IT ON Google Play

When you select the Border Patrol Agent page, you will see this page with valuable links as shown. **You should read all these pages before you start the application process.**



When you are ready to apply, click on “**Join Our Team**”.

The next page was updated in 2018 and shows what the four different types of entry level positons are in the Border Patrol. Veteran's preferences are explained here.



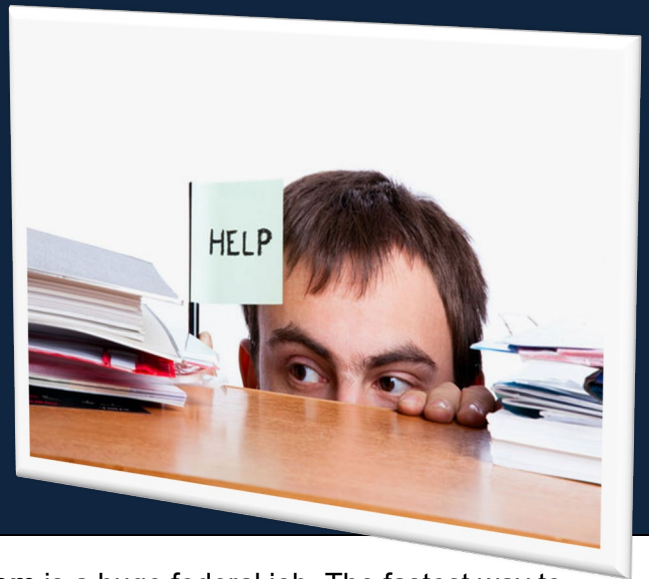


# Applying

Follow all instructions.

*Pay attention to the deadlines.*

*Use email. Check your Junk mail.*



**Step 1:** You will quickly learn that the site **USAJOBS.com** is a huge federal job. The fastest way to check border patrol jobs is to click on “Search Jobs” at the top of the home page and enter the phrase “**border patrol**” and **SEARCH**. You can also search for terms like “CBP,” “Customs,” etc.

A screenshot of the USAJOBS website. The top navigation bar includes links for Home, Search Jobs, My Account, and Resource Center. The main header features the USAJOBS logo with the tagline "WORKING FOR AMERICA" and a large "RESOURCE CENTER" button. Below the header, there is a search section with a "Keyword:" field containing "border patrol" and a "Location:" field with a placeholder "City, State, ZIP Code, or Country". There are radio buttons for "U.S. Citizens" (selected) and "Federal Employees". A "Search" button and a link for "Advanced Search" are also visible. A hand cursor is shown clicking the "Search" button.

Once the search shows the jobs that are open, **CLICK** on the job title and you will be sent to a page that has a detailed description of the position including:

- ◆ **Job Title, Department, Agency, Salary Range, Job Grade, Promotion Potential, etc.**
- ◆ **Period Open for Applications (Pay attention to deadlines!)**
- ◆ **Detailed Job Description, Locations, Benefits, Who Can Apply and**

**Carefully follow the instructions** as you complete this official federal government application.

The **Open Enrollment period** is posted as only 30 days. **Don't worry** - until they catch up on their hiring goals, the **Border Patrol continuously reposts the job each month**.

**Step 2** requires that you upload a CBP formatted resume.

**Step 3** is a series of pre-employment questions about your work style, etc.

**Be sure to keep a copy of exactly what you submit** in these documents. This will be essential later in the process when you take the polygraph. I have lots of advice about this i **an exact copy** of what you provide on your resume so that you can pass the **Polygraph**.

# Exam Prep

Practice. Practice!

Manage Your Stress.

*Build Up Your Confidence*



Once your completed application is received, an evaluation of your qualifications will be determined. **You will then be notified by email** if you meet the **minimum qualifications** and will be given instruction about taking the Written Exam. Applicants for an entry level position for Border Patrol Agent and Customs and Border Protection Officer may check your application status by logging into the **Central Applicant Self-Service (CASS)** system.

The names and applications of the highest-ranking candidates will be contacted directly for taking the Written Exam. **This notification process may take several weeks, so be patient.**

**Effective June 19, 2017, the Border Patrol dropped the requirement for Spanish. This means no more Spanish test or the Artificial Language Test.**

**Many applicants may assume that the Border Patrol exam will be easy. It is not easy. By dropping the requirement to speak Spanish, there will now be thousands more applicants that you must compete with!**

The Logical Reasoning section is now longer (2 hours) and harder than ever. Worse yet, few of us have experienced such questions during our high school education. Learning how to do these questions is a challenge. Make sure you are prepared by visiting [Border Patrol Exam Prep](#).

**Important Tip: Make a Study Plan.** Take control of your preparation time by mapping out a study schedule. Cramming on the day before the exam not only raises your level of test anxiety, it also is simply no substitute for careful preparation and practice.

**Important Tip: Make a Commitment.** You can't improve your comprehension and language skills in one night. You should set aside some time every day for study and practice. Start now. A half an hour a day can make a big difference in your Border Patrol exam score.

**Important Tip: Manage Your Stress before the Test.** If you feel your level of anxiety getting the best of you in the weeks before the test, here is what you need to do to bring the level down:

- ◆ **Get prepared.** There's nothing like knowing what to expect. Being prepared for the test puts you in control of test anxiety.



- ◆ **Practice self-confidence.** A positive attitude is a great way to combat test anxiety. This is no time to be humble or shy. Stand in front of the mirror and say to your reflection, “I’m prepared. I’m full of self-confidence. I’m going to ace this test. I know I can do it.” Say it into a recorder and play it back once a day. If you hear it often enough, you’ll believe it.
- ◆ **Fight negative messages.** Other may tell you how hard the exam is or how it’s almost impossible to get a high score. Don’t listen to negative messages, including your own.
- ◆ **Reinforce your confidence.** Turn on your recorded message and listen to it.
- ◆ **Visualize success.** Imagine yourself boarding the plane that will take you to your first duty station. Think of yourself coming home with your first paycheck as a Border Patrol Agent. Visualizing success can help make it happen—and it reminds you of why you’re going to all this work in preparing for the exam.
- ◆ **Exercise.** Physical activity helps calm your body down and focus your mind. Besides, being in good physical shape can actually help you do well on the exam. Go for a run, lift weights, go swimming—and do it regularly.

Here are some great tips from a student of mine who recently passed the test (after multiple attempts) and shared his experience with me. Thanks, Sean!

**Sergeant Godoy,**

***I am happy to report that I passed the entrance exam for the border patrol. Per your request, here is what I learned are the most important factors for successfully passing this challenge. ~ Sean***

- [Your on-line, video course](#) was the best single thing for me. It is great practice and a true confidence builder.
- I read and made sure that I understood all the information on the **CBP web site**. including their free Preparation Manual.
- Understand the rules for logical reasoning rules for the words “Some, Many, All, Every, and None.” Focusing on these words will enable you to ace the Logic test.
- Have a quiet study area. Background music helps me. Read and answer your own questions out loud. This will help you retain the information.
- Test HIGH - the higher you score the faster you get a response to start the process. If you get an 80+, it can take 1 year from time you receive your email with your test score until you get the email for the next steps. If, however, you get a 90+, the time could be cut in half!
- After you get your letter for the NEXT steps **"Watch BORDER WARS!!"** These videos are interesting, and they will give you an understanding of HOW the CBP operates and responds to everyday situations - **which someday could be you! - IT'S GOLD.** National Geographic's full series may be found on YouTube.

# Exam Day

Good night's sleep

No one cares what you wear

*Arrive Early!*



Thousands of applicants take the Border Patrol exam each year, but only 30 to 40% will pass. Furthermore, even though 70% is a passing score, the higher your grade, the higher your application will be ranked against others.

**Scoring as high as possible is critical and being prepared is essential.**

Upon completion of the Border Patrol Experience Record, you will receive a second email from [USAHire\\_support@panpowered.com](mailto:USAHire_support@panpowered.com) to schedule the remaining assessment of the Border Patrol Agent Entrance Examination at a local testing center. Make sure you bring a copy of **your confirmation email**, either printed or on a mobile device, and a **valid form of identification**.

**Arrive 30 minutes EARLY.** The testing center **locks the doors** at start time – usually 8:00AM. **SO, DO NOT BE LATE!**

- ◆ The number of applicants taking the test could range from a few to over 100.
- ◆ At this stage of the game, no one cares what you wear – so dress casually.
- ◆ You may bring a water bottle.
- ◆ Your proctor will provide you with scratch paper and pencils for use during the exam. You will not be able to bring your own into the testing room.
- ◆ The test is a computer-based exam.
- ◆ Do not take any electronic devices with you, including your cell phone or a calculator.
- ◆ Monitor your time on a proportional basis. For example, if 50% of the time has elapsed, you should be through 50% of the questions.
- ◆ You will receive your results by email within a few weeks. This is called the NOR for Notification of Results.

# Logical Reasoning Test



**Entrance exams for all positions in the Customs and Border Protection Agency put heavy emphasis on Logical Reasoning.**

Logical Reasoning exams have been proven to be a good indicator of the ability of an applicant to read, understand and learn.

The Logical Reasoning Test is a series of scenarios followed by multiple-choice questions. The questions will test your ability to understand complex written information and draw some type of conclusion. You will be asked to make your conclusion based on the facts only, so you will need to read carefully and concentrate on what is being asked. You will not need to know any extra information other than what is in the paragraph. The logical reasoning questions vary in level of difficulty from average to difficult.

The paragraphs are related to some aspect of Border Patrol or government work. It is important to read very carefully. You are being tested on your ability to read and draw conclusions based ONLY on the facts given, so assume that the facts are correct as given even if they differ from information you know to be true. Remember, you are not being tested on your own knowledge of facts. There may be different types of information in the paragraph. Take the time to study carefully what information is being given.

## **Test Examples:**

*In the following question is typical. You are asked to select the only answer that can be validly concluded from the paragraph. This type of questions includes a paragraph followed by five response options. Preceding the five response options will be the phrase "From the information given above, it CAN (or CANNOT) be validly concluded that..."*

*You must use only the information provided in the paragraph, without using any outside information whatsoever and select the correct answer.*



## QUESTION 1

Agent Smith is in charge of all of the canine teams in his sector. Fifteen canine teams are stationed in his sector. Most of the canine teams are located at stations along the border. Several canine teams are located away from the border in large urban areas. All of the teams must be available to travel to any duty station within the sector.

*From the information given above,  
it can be validly concluded that, in Agent Smith's sector,*

- A most of the canine teams are located away from the border in large urban areas
- B only teams located along the border must be available to travel to any duty station within the sector
- C teams in urban areas do not need to be available to travel to other duty stations within the sector
- D none of the teams are exempt from traveling to any duty location within the sector
- E few of the canine teams are located at stations along the border

## ANSWER FOR QUESTION 1

**Correct Answer: D - none of the teams are exempt from traveling to any duty location within the sector.**

This question is about the canine teams in Agent Smith's sector. According to the last sentence in the paragraph, **ALL** the canine teams must be available to travel to any duty station within the sector. This is equivalent to saying that **NONE** of the teams are exempt from traveling to any duty location within the sector, which is **Response D**.

Responses B & C contradict the information in the last sentence and are therefore, incorrect. The third sentence in the paragraph informs us that most teams are stationed along the border. Responses A and E contradict this information, so they are not correct.

When it comes down to effectively preparing for the Border Patrol exam, the above-mentioned tactics are only the tip of the iceberg. There are powerful strategies not mentioned in the Free CBP Study Guide that will help you score higher than the competition.

For the best preparation, including these special techniques, get the online [Border Patrol Exam Prep](#) and begin your learning today!

# Secret Weapon

Preparation = Confidence

*Confidence is a Difference-maker*



During my many years of training new law enforcement officers, the one factor that stands out about **successful recruits** is **CONFIDENCE!**

No matter how smart or capable you are, the successful candidate will use every resource available to **get prepared**. Getting hired is **very competitive**.

**Confidence is earned by getting prepared.**

**Confidence can be a game-changer.**

I passed the Border Patrol agent exam in August/2018 on my first try! This is valuable product and it also has helpful tools for the interview process and beyond. I would recommend this product to any perspective applicant applying to CBPO or BPA positions.

Sam, MN 2018-10-20

ShopperApproved Review



I've gained great confidence when I got Sgt. Godoy's prep course for Border Patrol. It really digs deep into detail and what mentally you should bring to the table. The content is top notch and I would recommend it to anybody who wishes to be part of the CBP.

Mario Ornelas, AZ 2018-2-8

ShopperApproved Review



# After the Test

Watch Border Wars  
*Don't Quit Your Day Job*



When you have passed the entrance exam and **you will receive a Tentative Selection Letter (TLS)** for an entry-level position.

You can check the status of your application in the **Central Application Self-Service (CASS)** system. These tests and interviews will be **scheduled only after** you pass the written exam. CASS will provide a status to you about the following additional requirements:

- ◆ **Physical Fitness Test**
- ◆ **Background Investigation**
- ◆ **Polygraph Exam**
- ◆ **Psych Exam**
- ◆ **Structured Interview**
- ◆ **Medical exam including drug testing**

Each of these additional tests are difficult and are designed to disqualify applicants from further consideration. **A good prep course** should include training on these topics.

**CAUTION: Don't quit your day job, until you have the job offer in your hands.** Disappointing, last minute changes have happened to applicants, even after they pass all these tests.

**Take these step by step.**

**Be aggressive yet be patient.**

I hope this guide has been a helpful start. I strongly recommend that you invest in the most highly rated prep course available. This **5-star course** will give you an edge over the competition.

**My on-line course will teach you how to pass each of these exams, including the Polygraph, the Psych Exam and the Personal Interview. Go to [Border Patrol Exam Prep](#)**

***Best of Luck, Sgt. George Godoy***

